

## **Guidelines for programme planning ECER 2025**

### **Please complete your programme by 25 May!**

#### **Dear Link-Convenors,**

Thank you for all the hard work you have done so far organizing this year's European Conference on Educational Research (ECER). It is greatly appreciated. Before you start with the programme planning in Conftool, we would like to provide you with some additional information.

#### **Convenors' Meetings**

As usual, there will be two meetings for link convenors during ECER.

<b>Link Convenor Meetings will take place:</b>
--

Tuesday, September 9, 09.00–10.30 and
---------------------------------------

Friday, September 12, 13.15–14.00.
------------------------------------

Please mark these dates in your calendar.
---

#### **Council-invited Reception**

There will be a special reception for all convenors, reviewers and EERA council members on Wednesday, 10 September. The location is not yet confirmed, we will update you in due course.

#### **ECER 2025 - Conference Sessions**

The ECER 2025 timetable has **18 conference sessions** (the time slots Wednesday (SES 05) and Thursday (SES 10) 11.00 – 12.00 and Friday 16:00 – 17:00 (SES 17) are for central events - these cannot be used by networks. **As in previous years, there are 14 sessions which can be used by networks for their programme planning.** All sessions have fixed start and end times – You can find the ECER and ERC timetables at the end of this document and on the EERA website.

**ECER Timetable:** <https://eera-ecer.de/conferences/ecer-2025-belgrade/ecer-programme/ecer-timetable>

**ERC Timetable:** <https://eera-ecer.de/conferences/ecer-2025-belgrade/emerging-researchers-conference/erc-timetable>

Many thanks for your continued support.

Best wishes,  
Fabio Dovigo and EERA Office

# Guidelines for Programme Planning in Conftool

## General guidelines

---

- The sessions are named in the usual way: “02 SES 01 A” is Network 02, timeslot 01, with “A” indicating that there are parallel sessions for NW 01 within this timeslot. Please **use all sessions 1 - 16 A before** using a session “B”, “C” or “D”. This is important to avoid shortage of rooms in peak session times.
- There are two types of accepted proposals: status “Accepted” and status “Accept” (as a result of the first and second round of reviewing, respectively). In Conftool, it is best to set the respective filter (Acceptance Status) to “**All contributions which will be presented**”. (Screenshot on page 6) The office can prepare an excel export of these submissions for you if you find this helpful during programme planning.
- We will send you a list with time restraints within your network early in May (After 2<sup>nd</sup> round of reviewing). As these restraints came early, please try to accommodate them.
- In order to prevent **repeated mistakes** of combining papers with Symposia, Panel Discussions and Research Workshops in one session: Please start by assigning Symposia, Panel Discussions and Research Workshops and work through the papers afterwards. It is easy to do this by setting the **Filter “Formats”** to the respective format of presentation and then work through the list. (Screenshot on page 6)
- Let Office know as early as possible if you are **planning joint sessions** with another network and request that both networks are placed in rooms close to each other for all slots.
- **All networks must hold a network meeting during ECER.** If you plan it during session time, do not plan any other session in the same time slot. This will be particularly difficult for all networks which run parallel slots throughout the conference.  
We have set up time slots for the network meeting during lunch time on Thursday, 12.15-13.15 or, if you would like the NW meeting to be extended by 30 minutes, Thursday 12:00 – 13:35 (please let us know if you would like the longer session). If you want your network meeting to take place during a different session, please get in touch with Office. Please note that the network meeting must not take place in the lunch break on Wednesday during the General Poster exhibition, during the keynote speeches or on Friday lunchtime, when the link convenors meet.
- As soon as the first programme drafts come in, we will start to check for time conflicts. We also continue to collect time restraints and cancellations and will keep you updated. We try to keep the number of programme changes as low as possible and only get in touch if we think action needs to be taken (e.g.: time conflict, cancellation leaves only 1 paper in a session) Once the presentation times have been announced, we will only contact you with rescheduling requests if they seem unavoidable.
- **The most important information is: once you have completed your programme do not alter it in Conftool anymore!** You might get **requests** from authors to **cancel their presentations**. Please forward these emails to Office (preferably with a suggestion on necessary adaptations to the programme). We will withdraw the papers and arrange for these participants’ cancellations as well as their refunds. If you do not forward these emails the authors might end up as being listed amongst the **no-shows**.

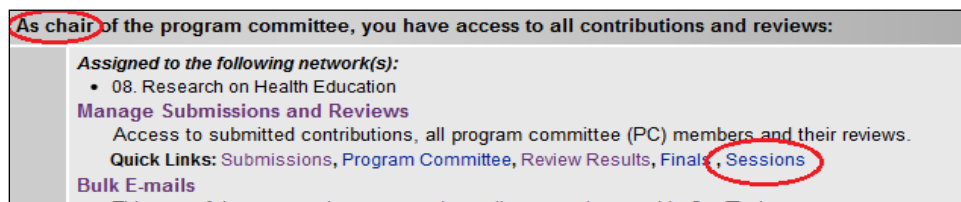
- Some authors might ask you to re-schedule their presentation. If authors ask Office, we will only accommodate these requests if they seem unavoidable and necessary. We recommend you do the same. If you want to accommodate the request: **Do not do this in Conftool**, instead ask Office to reschedule the paper (put forward a suggestion!). If the programme database is changed while Office is sorting out time conflicts, new conflicts might be created but remain unnoticed. This holds true for both presentation times and chairing sessions.

## Getting started: Session Overview

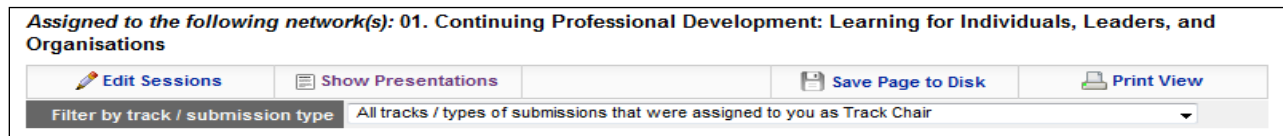
---

First take a look at how many sessions were prepared for you.

To do so, scroll to the section “As chair of the programme committee....”. => and click Sessions



You will then get an overview of all conference sessions in Conftool. In addition, you will be informed which network has been assigned to you (in the example below: Network 01). **Please select your respective network by using the dropdown menu “Filter by track/submission type”.**



You will now be able to see and access all sessions that were set up for your network by the EERA Office. In the example you see an example for NW 01: they have 3 parallel sessions (A - C) in time slots 01, 02 and 03 on Tuesday.

Assigned to the following network(s): 01. Continuing Professional Development: Learning for Individuals, Leaders, and Organisations

[Edit Sessions](#) [Show Presentations](#) [Save Page to Disk](#) [Print View](#)

Filter by track / submission type 01 Continuing Professional Development: Learning for Individuals, Leaders, and Organisations

Session Overview	
Date: Tuesday, 10/Sep/2013	
1:15pm - 2:45pm	01 SES 01 A: Parallel Paper Session
1:15pm - 2:45pm	01 SES 01 B: Parallel Paper Session
1:15pm - 2:45pm	01 SES 01 C: Parallel Paper Session
3:15pm - 4:45pm	01 SES 02 A: Parallel Paper Session
3:15pm - 4:45pm	01 SES 02 B: Parallel Paper Session
3:15pm - 4:45pm	01 SES 02 C: Parallel Paper Session

### Changing Session Titles

To edit the title of the session, click “Edit Sessions” in the upper left corner. Afterwards, click “Edit Session Details” (see screenshot below):

Session Overview	
Date: Tuesday, 10/Sep/2013	
1:15pm - 2:45pm	01 SES 01 A: Parallel Paper Session <a href="#">(Edit Session Details)</a>

You will now be able to add a session title (“Title”). Please do so! **Remember this will be displayed in the conference app.** You are free to choose titles for Paper Sessions. Sessions for Symposia, Panel Discussions and Research Workshops need to get the title of the respective submission. EERA office can fill those in.

### Selecting Chairs

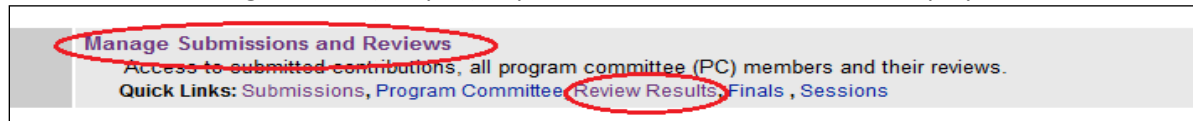
**You are also free to select a chair, but Office suggests that you do not do that at this stage!** (“Session Chair”) or discussant (“Second Session Chair”). We will ask for names later and via a different way. Why? Chairs and discussants have to be registered as users in the system; otherwise their names won’t be displayed. Experience has shown that many chairpersons are not registered at the time of programme planning. So you won’t be able to assign their names. In order to simplify the process, Office will send out an excel export of your programme and ask you to fill in the names of chairpersons there. This will allow office to regularly check if a suggested chair is already available in the system. When assigning chairs, think of people who will be able to assure good discussions after the presentations and who are knowledgeable of ECER and the network. Avoid assigning authors presenting in that session.

**Do not** change the information in “Further Information”. The session abstract will (only) be displayed in the conference App.

Edit Session	
Change the selected session here and proceed to save it.	
ID	3
Session Type	Normal Session with title and the option to assign contributions (default).
* Short Title	<input type="text" value="ERG SES C 01"/> <p>Please enter a unique identifier for this session, e.g. "SES-08", "WS12", "Plenary 1". You may also leave this field empty if you don't want to assign contribution to the entry (e.g. for "coffee breaks", "conference dinner" etc.)</p>
* Title	<input type="text" value="N. N."/>
Assign Contributions	<input type="button" value="Yes"/> <p>Please choose whether accepted contributions will be assigned to this session. Select "No" for coffee breaks, social events, etc.</p>
Limit to Conference Track / Submission Type	<input type="button" value="21. Emerging Researchers' Group (for presentation at Emerging Researchers' Conferen"/> <p>If you select a conference track / submission type for this session, only contributions of the corresponding track can be assigned to the session. Furthermore, the presiding Track Chairs get access to do the assignments of presentations to these sessions themselves.</p>
* Session Time	<input type="button" value="Mon, 01/Sep/2014: 11:00am - 12:30pm (1:30)"/>
* Session Location	<input type="button" value="FPCEUP - 113"/>
Session Chair	<input type="button" value="Nobody / person unknown"/>
Discussant (For Symposia only)	<input type="button" value="Nobody / person unknown"/>
Further Information	<p>This information will also be shown on the main session overview page. Please keep the text short for sake of clarity of the overview page. HTML elements may be used. Please enter "&lt;br&gt;" for line breaks.</p> <input type="text" value="Poster Session"/>
Session Abstract	<p>This information will only be shown in the detailed session view and if the display of abstracts is enabled. HTML elements may be used. Please enter "&lt;br&gt;" for line breaks.</p> <input type="text"/>

## Assigning Submissions to Sessions

To assign the submissions to each session, please click "Review Results" in the box displayed in more detail under "Getting started" (see p. 3). A partial screenshot of this box is displayed below:



You will then be directed to a list similar to the one below:

In order to ensure that you do not miss an accepted paper, set the Acceptance Status to: "All contributions that will be presented" (see upper red circle in the screenshot below). Now all contributions that were accepted in either the first or the second round of reviewing are displayed. It is easy to see whether the accepted proposals of both reviewing rounds are displayed since they are marked in different shades of green.

**Results of the Reviewing Procedure & Decision About Acceptance** Related Functions ▾

Overview of the reviewers' evaluations with the option to set the acceptance status of each submission and to assign them to a session of the conference.

Assigned to the following network(s): 01. Continuing Professional Development: Learning for Individuals, Leaders, and Organisations

Acceptance Status: [dropdown] contributions that will be presented

Show more filter options ▾

Search [input] 1 2 · Next ==> Per Page: 100 ▾

111 entries on the list. Page 1 of 2

Points	Reviews	ID	Contribution Title	Author(s)	Acceptance Status	Session
10.0	2 / 2	493	Research on Practices of Teacher Induction Part I 01. Continuing Professional Development: Learning for Individuals, Leaders, and Organisations - Symposium	Heikkinen, Hannu L. T. Heikkinen, Hannu L. T.	Accepted [Edit Status]	01 SES 01 A 01 SES 01 B 01 SES 01 C
10.0	2 / 2	542	Research on Practices of Teacher Induction Part II 01. Continuing Professional Development: Learning for Individuals, Leaders, and Organisations - Symposium	Heikkinen, Hannu L. T. Heikkinen, Hannu L. T.	Accepted [Edit Status]	01 SES 02 A 01 SES 02 B 01 SES 02 C
			School Leadership Career Planning and	Huber, Stephan Gerhardt; Kanane,		01 SES 03 A 01 SES 03 B

To facilitate your work, take a look at the additional option in "Show more filter options". We recommend that you set the filter "Format of Presentations" to Symposium and complete all the submissions here, then to Panel Discussions and complete all the submissions, then to Research Workshop and work your way through the different formats.

You can assign presentations in sessions by using the drop down menu "Session". You will now get an overview of all available sessions attributed to your network (see screenshot below). Before assigning a presentation to a session, please also take a look at the list of time restraints/withdrawals you will receive by the EERA Office (to be sent second week of May).

### Symposia

- Please always use Friday Session 14, 15 and 16 for Symposia first! These are the official Symposia Sessions. If your network has attracted more symposia, you can also use earlier slots, but try to plan symposia towards the end of the conference.
- Symposia needing more than one session (i.e. were submitted in two or more parts) should be planned in subsequent sessions.
- The EERA office will need to modify symposia in order to be able to assign the papers within a symposium to session slots. We will do this, once you have scheduled the symposium. Only assign one symposium to a session slot. If you detect a "symposium paper" (=paper within a symposium) in your network, please disregard it. We will process it.
- Sessions for Symposia should always have the name of the submission. If you do not type in the title, the EERA office will take care of this when attributing the chair and discussant as suggested by the submitter.

### Panel Discussions /Research Workshops

- Do not place them into a session together with a paper
- Sessions for Panel Discussions and Research Workshops should always have the name of the submission. If you do not type in the title, the EERA office will take care of this when attributing the chair for the Panel Discussion as suggested by the submitter. In Research Workshops (usually) the submitter is asked to chair.

## Posters

Most Networks schedule their posters during the General Poster Session Wednesday during lunch. However, some Networks choose to schedule posters in “normal” parallel sessions. Please be aware that if posters are scheduled in parallel sessions, they must be shown on the screen.

**No posters can be hung in the session rooms.**

PLEASE NOTE: As there are very many accepted posters for ECER 2025, we may have to extend the General Poster Session area to other locations (ideally near the Coffee Breaks). If so, we will inform you in due course.

## Videos

- Video presentations can best be scheduled together with paper /poster presentations, or if you have more videos also in one video session. This is new – so we all are experimenting. What is fixed: Videos will be displayed in the session rooms.

## IGNITE Talks (formerly called Pecha Kucha)

- Preferably, each session will have 3-5 Ignite Talk presentations with a chairperson prepared to engage participants in discussion. If not enough Ignite Talks are submitted, the presentations will be programmed together with paper presentations in that same network.

## Papers

- As rule of thumb, please put three papers into each session. A number in brackets behind the session short title (e.g. 01 SES 01 A [2]) will indicate how many papers are already placed in one session (here: two).
- If your network uses subthemes, you can filter all submissions and therefore easily detect papers that might fit together well in one session. In the list “Review results”, please click “Show Filter Options” and then select “Filter by Topic”.

### Results of the Reviewing Procedure & Decision About Acceptance

Related Functions ▾

Overview of the reviewers' evaluations with the option to set the acceptance status of each submission and to assign them to a session of the conference.

Network / Type of submission	02. Vocational Education and Training (VETNET) ▾
Acceptance Status	All contributions that will be presented ▾
Session	All Sessions ▾
Filter by topic	All topics: do not filter ▾
Special Filter	All topics: do not filter
Format of Presentation	NW 02: Comparison of VET cultures and Governance of VET systems
Alternative EERA Network	NW 02: Qualification frameworks, competence assessment (e.g. Large scale Assessments)
Confirmation	NW 02: Teachers' & Trainers' professional development
Redirect to	NW 02: Careers, transitions and guidance & counselling
	NW 02: Work-based learning, partnership of learning venues (e.g. research on apprenticeships)
	NW 02: Social issues in VET and social impact of VET provisions
	NW 02: Pedagogic support by digital media (e.g. web2)
	NW 02: Themes of Assessment, Evaluation, Testing and Measurement

Thank you again for all the work. If you have any questions, contact the Office or the Network's Representative on Council.



<b>Tuesday 9 Sep</b>	<b>Wednesday 10 Sep</b>	<b>Thursday 11 Sep</b>	<b>Friday 12 Sep</b>
<b>08:30 - 17:30 Check-in</b>	<b>08:30 - 17:30 Check-in</b>	<b>08:30 - 17:30 Check-in</b>	<b>08:30 - 15:30 Check-in</b>
<b>Tuesday Morning Workshops</b>	<b>09:00 - 10:30 Session 4 Parallel Sessions</b>	<b>09:00 - 10:30 Session 9 Parallel Sessions</b>	<b>09:00 - 10:30 Session 14 Parallel Sessions</b>
	<b>10:30 - 11:00 ECER Break D Coffee Break</b>	<b>10:30 - 11:00 ECER Break H Coffee Break</b>	<b>10:30 - 11:00 ECER Break L Coffee Break</b>
	<b>11:00 - 12:00 Central events (Keynotes) Session 5</b>	<b>11:00 - 12:00 Central events (Keynotes) Session 10</b>	<b>11:00 - 12:30 Session 15 Parallel Sessions</b>
<b>12:00 - 12:45 Opening</b>			
<b>12:45 - 13:15 ECER Break A</b>	<b>12:00 - 13:30 ECER Break E Lunch 12:15 - 13:15 General Poster Session 5.5 A</b>	<b>12:00 - 13:30 ECER Break I Lunch 12:15- 13:15 Network Meetings 10.5 A</b>	<b>12:30 - 14:00 ECER Break M Lunch</b>
<b>13:15 - 14:45 Session 1 Parallel Sessions</b>	<b>13:30 - 15:00 Session 6 Parallel Sessions</b>	<b>13:30 - 15:00 Session 11 Parallel Sessions</b>	<b>14:00 - 15:30 Session 16 Parallel Sessions</b>
<b>14:45 - 15:15 ECER Break B Coffee Break</b>	<b>15:00 - 15:30 ECER Break F Coffee Break</b>	<b>15:00 - 15:30 ECER Break J Coffee Break</b>	<b>15:30 - 16:00 ECER Break N Coffee Break</b>
<b>15:15 - 16:45 Session 2 Parallel Sessions</b>	<b>15:30 - 17:00 Session 7 Parallel Sessions</b>	<b>15:30 - 17:00 Session 12 Parallel Sessions</b>	<b>16:00 - 17:00 Central Events (EERA Panel/EERJ Moot) Session 17</b>
<b>16:45 - 17:15 ECER Break C Coffee Break</b>	<b>17:00 - 17:15 ECER Break G (no coffee)</b>	<b>17:00 - 17:15 ECER Break K (no coffee)</b>	<b>17:00 - 17:10 ECER Break O (no coffee)</b>
<b>17:15 - 18:45 Session 3 Parallel Sessions</b>	<b>17:15 - 18:45 Session 8 Parallel Sessions</b>	<b>17:15 - 18:45 Session 13 Parallel Sessions</b>	<b>17:10 - 17:45 Session 18 Closing Ceremony</b>



<b>Monday 8 September</b>	<b>Tuesday 9 September</b>
<b>08:00 - 17:30 Check-in</b>	<b>08:30 - 17:30 Check-in</b>
<b>08:30 - 9:15 Newcomer Hello</b>	
<b>09:15 - 09:45 Session 01 OPENING</b>	<b>09:00 - 10:30 Session 07 Paper Sessions</b>
<b>09:45 - 10:45 Session 02 Interactive Session</b>	
<b>10:45 - 11:15 ERC Break A Coffee Break</b>	<b>10:30 - 11:00 ERC Break D Coffee Break</b>
<b>11:15 - 12:45 Session 03 Paper Sessions (incl. Interactive Poster Session)</b>	<b>11:00 - 12:30 Session 08 Paper Sessions</b>
<b>12:45 - 14:15 ERC Break B Lunch (incl. ERC Lunch Break Event 13:00 - 14:00)</b>	<b>12:30 - 14:00 ERC Break E Lunch (incl. ERC Lunch Break Event 12:45 - 13:45)</b>
<b>14:15 - 15:45 Session 04 Paper Sessions (incl. Interactive Poster Session)</b>	<b>14:00 - 15:00 Session 09 Keynote</b>
	<b>15:00 - 15:30 Session 10 Closing Ceremony</b>
<b>15:45 - 16:15 ERC Break C Coffee Break (incl. Poster Exhibition Opening)</b>	<b>15:30 - 16:00 ERC Break F Coffee Break</b>
<b>15:30-16:00h Coffee Break</b>	
<b>16:15 - 17:45 Session 05 Paper Sessions &amp; NW Workshops</b>	<b>16:00 - 18:00 Session 11 Workshops</b>
<b>18:00 - 18:30 Session 06 Network Meeting</b>	